


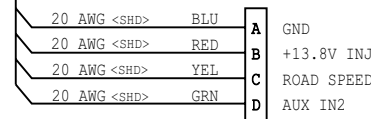
J2: ECU SECONDARY CONNECTOR

AMP 172021-2
PIN: 170321-1



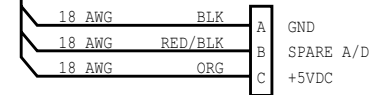
J16: ROAD SPEED INPUT

PACKARD 1201 5024
PIN: 1201 0182



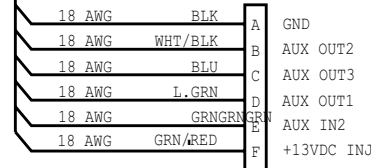
J17: ANALOGUE SENSOR INPUT

PACKARD 1201 5793
PIN: 1208 9305



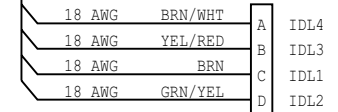
J14: AUXILIARY I/O

PACKARD 1202 0786
PIN: 1201 9305



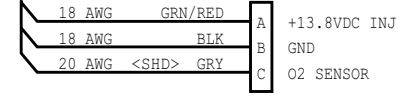
J15: IDLE AIR CONTROL

PACKARD 1201 5798
PIN: 1208 9305



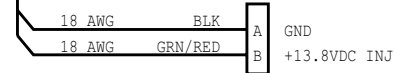
J13: O2 SENSOR

PACKARD 1201 0717
PIN: 1206 9305



J18: POWER IN

PACKARD 1201 5792
PIN: 1201 9305



NOTES:

1. MAIN WIRE COLOUR LISTED FIRST
E.G. RED/GRN INDICATES RED WIRE WITH GREEN STRIPE
2. USE V-90 HT PVC INSULATION.
3. WIRE SIZES AS FOLLOWS (OR NEAREST EQUIVALENT):

AWG	AREA (sq.mm)	SUGG. STRANDING #COND / DIA(mm)
24	0.25	7/0.20
20	0.5	10/0.25
18	1.0	16/0.30
16	1.5	30/0.25
13	2.5	50/0.25